

GRAAD 4 : WISKUNDE DONDERDAG, 7 Mei 2020

Titel: GRAAD 4 : WISKUNDE SIMMETRIE

Tema: SIMMETRIE: Trek en tel van simmetrielyne


Les: HOOFREKEN (10MIN): Voltooï die onderstaande hoofrekentoets so vinnig as moontlik. Merk dit en OEFEN weer jou verkeerde antwoorde!

$5 \times 8 =$	$15 \div 5 =$	$4 \times 2 =$	$36 \div 4 =$
$30 \div 3 =$	$7 \times 9 =$	$49 \div 7 =$	$12 \times 0 =$
$1 \times 12 =$	$121 \div 11 =$	$9 \times 6 =$	$24 \div 8 =$
$50 \div 5 =$	$5 \times 6 =$	$36 \div 12 =$	$3 \times 9 =$
$8 \times 3 =$	$15 \div 3 =$	$3 \times 1 =$	$55 \div 5 =$

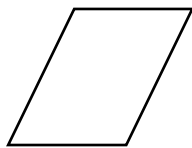
Kyk na die 2 you-tube video's oor simmetrie.

Simmetrie: 'n Vorm is simmetries wanneer jy dit in 2 identiese dele kan deel as jy dit vou, so hulle pas presies opmekaar. Die lyn wat die vorm in 2 verdeel, word 'n **simmetrielyn** genoem wat ons gewoonlik met 'n **stippellyn** maak. Vandag gaan ons dit prakties oefen, so ek hoop jy het jou skêr en pritt by jou! Dit gaan so lekker wees om bietjie te knip, te vou en te plak! Kom ons begin...

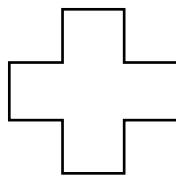
Aktiwiteit 1: Omkring die letters van die prentjies wat linsimmetrie het.



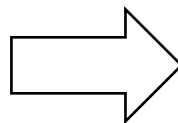
A



B



C



D



E



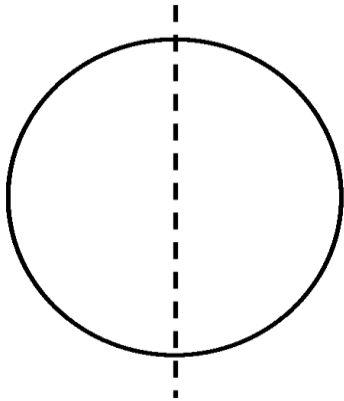
F

Aktiwiteit 2: Knip die prentjies in BYLAAG 1 uit. Vou dit om seker te maak of dit 'n simmetriese is. Plak dit dan onder die korrekte opskrif in die tabel:

Simmetries	Nie-simmetries

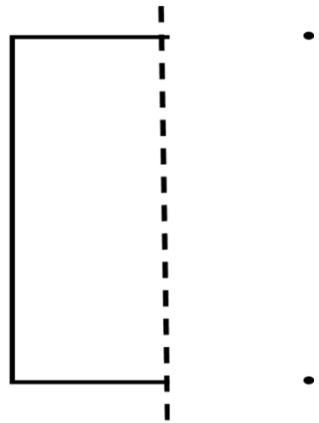
Aktiwiteit 3: Voltooi die prentjies deur die ander helfte te teken. Skryf die naam van die figuur op die gegewe lyn. Onthou om 'n liniaal te gebruik.

a. Bv.

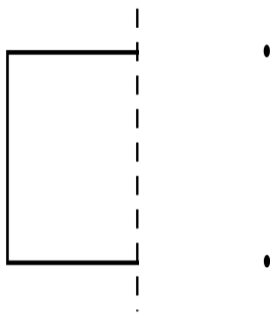


Sirkel

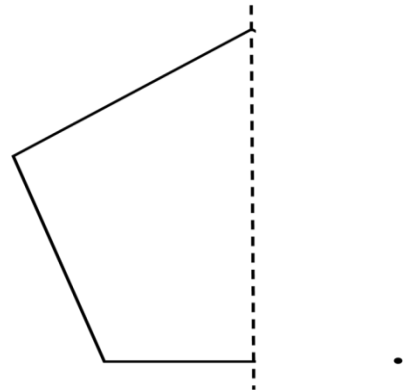
b.



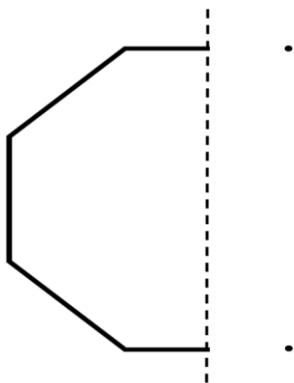
c.



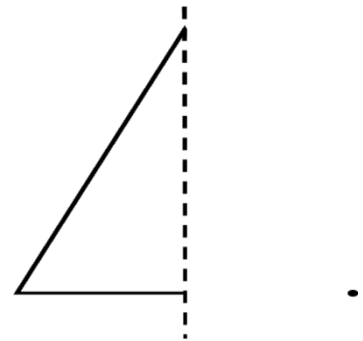
d.



e.




f.

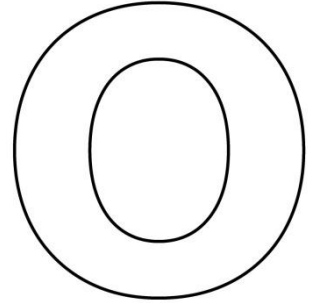


Aktiwiteit 3: Toon die simmetrielyne met kleur aan op die volgende letters. Van die letters het meer as een simmetrielyn. Onthou: 'n Simmetrielyn is 'n stippellyn.


a.



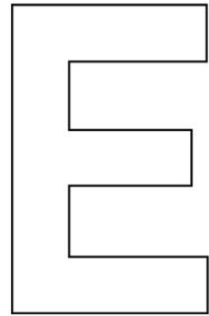
b.



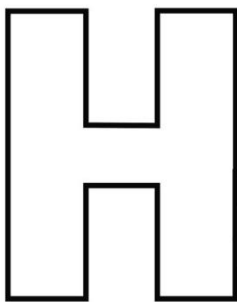
c.




d.



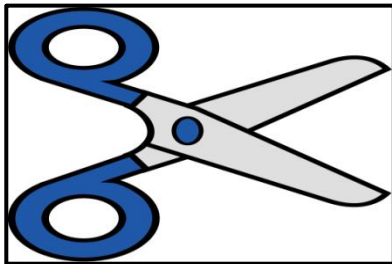






e.



f.



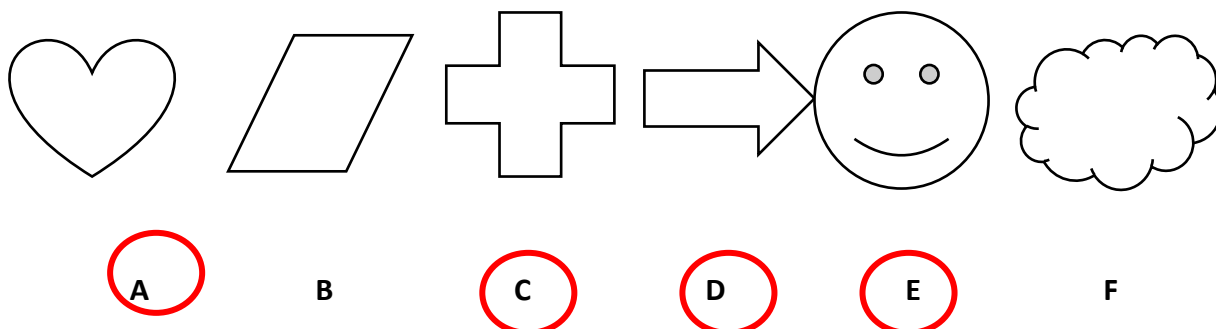
BYLAAG 1










MEMORANDUM(ANTWOORDE): Hoofrekentoets:

$5 \times 8 = 40$	$15 \div 5 = 3$	$4 \times 2 = 8$	$36 \div 4 = 9$
$30 \div 3 = 10$	$7 \times 9 = 63$	$49 \div 7 = 7$	$12 \times 0 = 0$
$1 \times 12 = 10$	$121 \div 11 = 11$	$9 \times 6 = 54$	$24 \div 8 = 3$
$50 \div 5 = 10$	$5 \times 6 = 30$	$36 \div 12 = 3$	$3 \times 9 = 27$
$8 \times 3 = 24$	$15 \div 3 = 5$	$3 \times 1 = 3$	$55 \div 5 = 11$

Aktiwiteit 1: Omkring die letters van die prentjies wat linsimmetrie het.




Aktiwiteit 2: Knip die prentjies in BYLAAG 1 uit en plak dit onder die korrekte opskrif in die tabel.

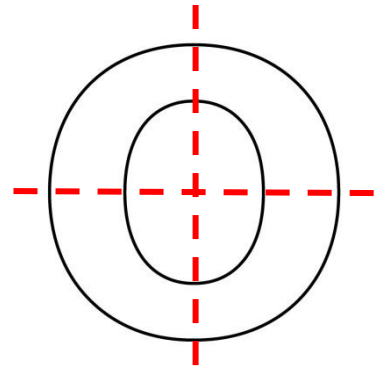
Simmetries		Nie-simmetries	
			
			
			

Aktiwiteit 3: Toon die simmetrielyne met kleur aan op die volgende letters. Van die letters het meer as een simmetrielyn. Onthou: 'n Simmetrielyn is 'n stippellyn.

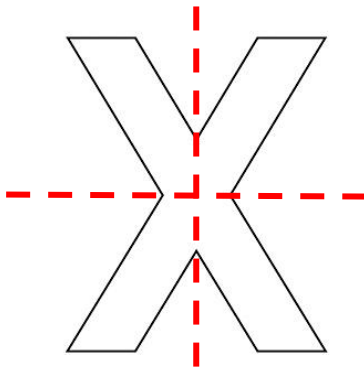
a.



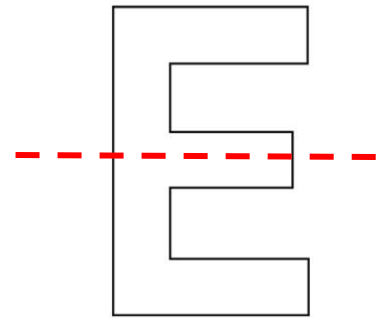
b.



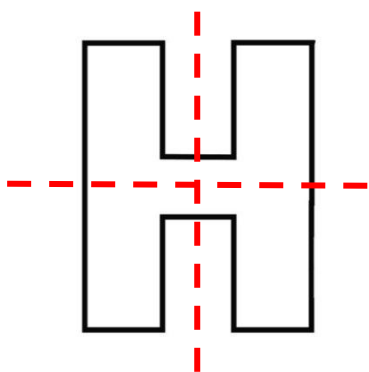
c.



d.



e.



f.

